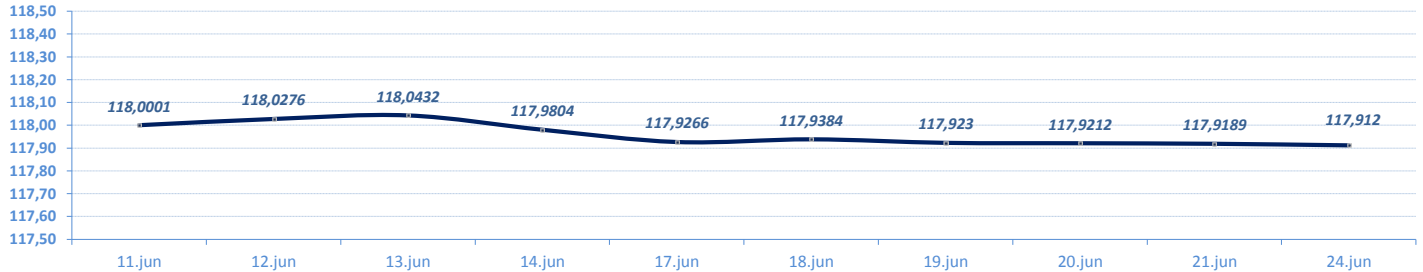


VESTI / NEWS

- **SREDNJI KURS EUR/RSD**: Dinar neznatno oslabio u odnosu na evro, srednji kurs 117,912. Obim međubankarske trgovine evrom na dan 21. jun do 12:30h iznosio je 38,8 miliona evra. NBS intervenisala na međubankarskom tržištu kupovinom 75 miliona evra (od početka godine ukupno prodala 130 miliona evra i kupila 920 miliona evra).
- **BEOGRADSKA BERZA**: Ineksi zabeležili suprotne promene, BELEX15 niži za 0,03 odsto, BELEXline viši za 0,96 odsto. Promet veći u odnosu na prethodni dan, na regulisanom tržištu najviše trgovano akcijama NIS-a, Fintel energije, Rimex-a, Jedinstva Sevojno i Energoprojekt Entela.

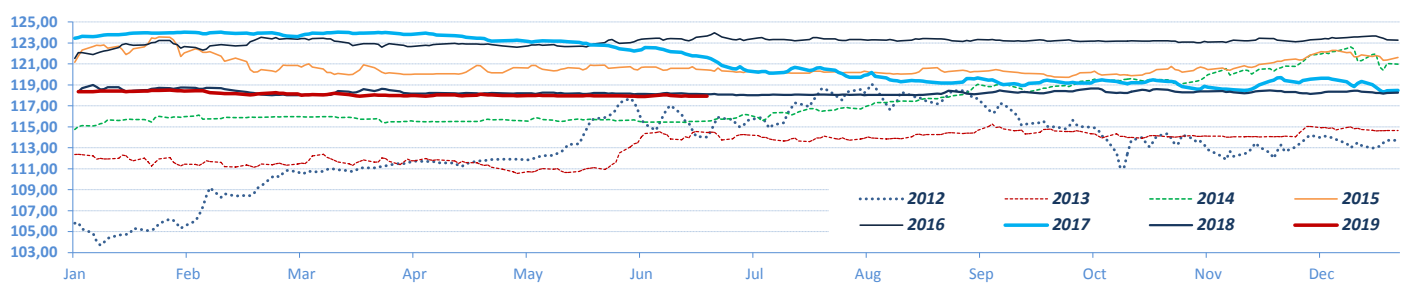
DEVIZNO TRŽIŠTE / FX MARKET

EUR / RSD (Srednji kurs / Official Middle Rate) ► 10 dana / 10 days

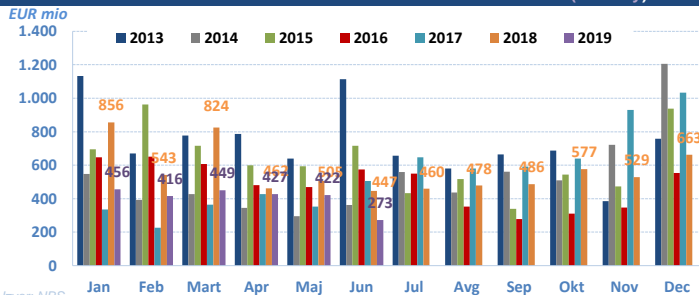


Izvor/Source: NBS

EUR / RSD (Srednji kurs/ Official middle rate) ► Jan -

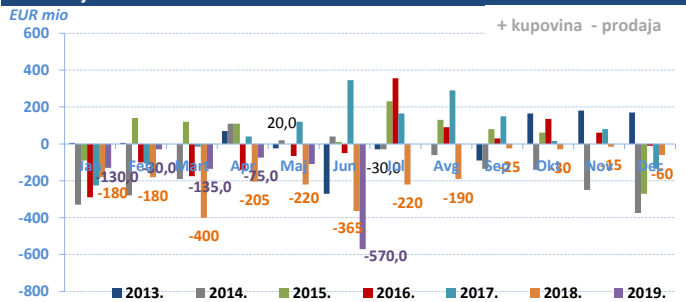


Promet na međubankarskom tržištu / Volumes on FX Interbank market (eur only)

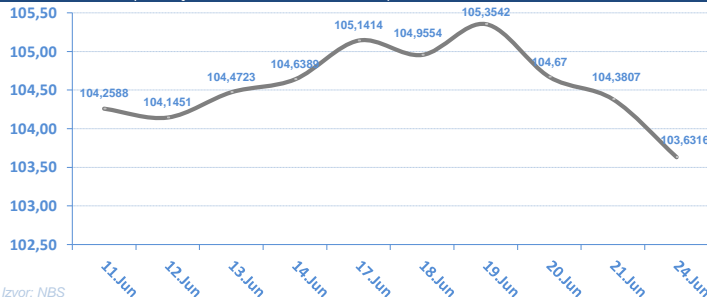


Izvor: NBS

Intervencije NBS na deviznom tržištu / NBS Interventions on FX interbank market

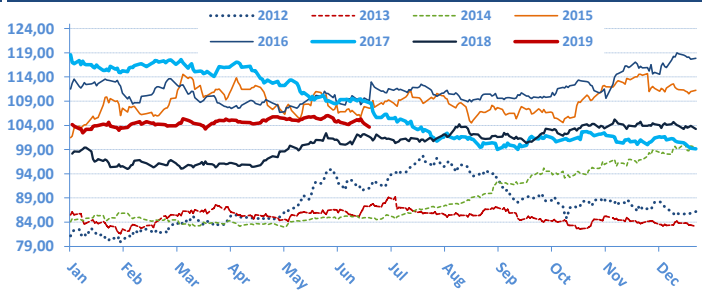


USD / RSD (Srednji kurs / Official middle rate) ► 10 dana / 10 days



Izvor: NBS

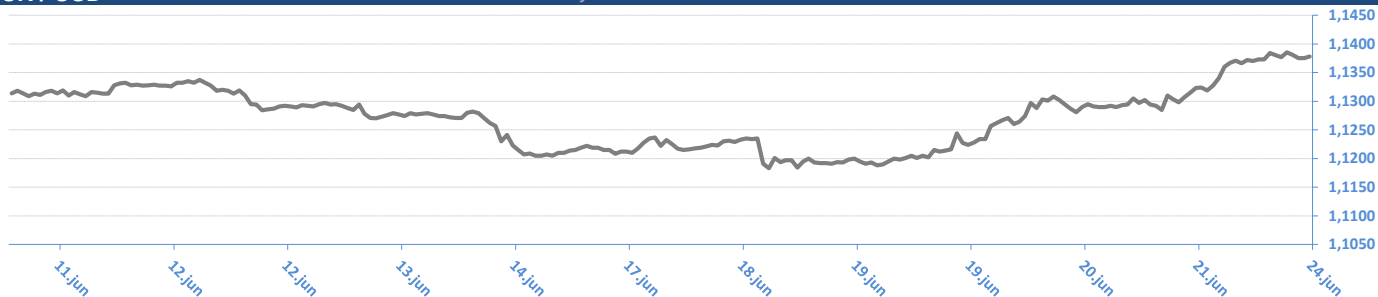
► Jan -



Monthly change	EUR/RSD	%	USD/RSD	%	Yearly change	EUR/RSD	%	USD/RSD	%
03.06.19	117,9288	-0,03%	105,4914	-0,08%	24.06.19	117,9120	-0,36%	103,6316	5,60%
03.05.19	117,9626	-0,01%	105,5783	0,57%	03.01.19	118,3439	0,00%	104,1851	6,16%
01.04.19	117,9759	-0,13%	104,9794	1,06%	03.01.18	118,3431	-4,14%	98,1367	-17,25%
01.03.19	118,1291	-0,25%	103,8772	0,32%	04.01.17	123,4512	1,59%	118,6004	6,34%
01.02.19	118,4266	0,07%	103,5469	-0,61%	04.01.16	121,5145	0,30%	111,5324	9,90%
03.01.19	118,3439	0,10%	104,1851	0,14%	05.01.15	121,1543	5,58%	101,4863	20,72%
03.12.18	118,2313	-0,06%	104,0402	-0,27%	03.01.14	114,7559	2,14%	84,0641	-1,67%
01.11.18	118,2984	-0,07%	104,3196	2,19%	03.01.13	112,3495	6,20%	85,4889	5,32%
01.10.18	118,3868	0,19%	102,0840	0,29%	04.01.12	105,7880	-0,21%	81,1693	2,16%
03.09.18	118,1567	0,08%	101,7890	0,71%	04.01.11	106,0156	10,47%	79,4541	18,48%
01.08.18	118,0618	0,04%	101,0717	-0,27%	04.01.10	95,9679	7,17%	67,0635	4,25%
02.07.18	118,0142	-0,12%	101,3432	0,06%	05.01.09	89,5436	12,27%	64,3273	18,68%
01.06.18	118,1616		101,2785		03.01.08	79,7577		54,2016	

EUR / USD

► 10 dana / 10 days



EUR / USD



EUR / CHF

► 10 dana / 10 days



EUR / CHF



Izvor / Source: Reuters

24.06.2019 08:57:38

EUR / XX

Valutni par / CCY pair	Kupovni/BID	Prodajni/ASK
EUR/USD	1,1378	1,1382
EUR/JPY	122,2600	122,3000
EUR/GBP	0,8922	0,8926
EUR/CHF	1,1123	1,1124
EUR/DKK	7,4665	7,4667
EUR/NOK	9,6545	9,6595
EUR/SEK	10,6204	10,6249
EUR/CAD	1,5008	1,5013
EUR/AUD	1,6368	1,6369
EUR/HUF	323,8200	324,1700
EUR/CZK	25,5950	25,6060
EUR/PLN	4,2538	4,2549
EUR/HRK	7,3980	7,4010
EUR/RUB	71,6494	71,6963
EUR/NZD	1,7215	1,7220

USD / XX

Valutni par / CCY pair	Kupovni/BID	Prodajni/ASK
USD/EUR	0,8786	0,8786
USD/JPY	107,4400	107,4500
USD/GBP	0,7840	0,7843
USD/CHF	0,9772	0,9777
USD/DKK	6,5605	6,5615
USD/NOK	8,4840	8,4870
USD/SEK	9,3322	9,3364
USD/CAD	1,3188	1,3193
USD/AUD	1,4382	1,4384
USD/HUF	284,5000	284,9000
USD/CZK	22,4890	22,4990
USD/SKK	21,5460	21,6000
USD/PLN	3,7382	3,7387
USD/HRK	6,5003	6,5035
USD/RUB	62,9600	63,0025
USD/NZD	1,5126	1,5135

* Međunarodno devizno međubankarsko tržište / International FX Interbank Market

Izvor / Source: Reuters

EURIBOR

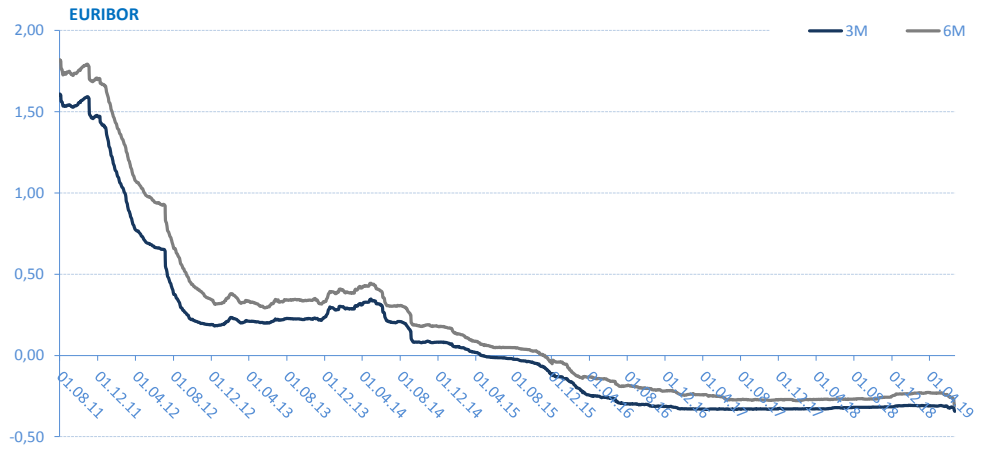
SW	-0,400
1M	-0,398
3M	-0,344
6M	-0,308
1Y	-0,212

* Izvor: Reuters; Objavljeno prethodnog radnog dana

Kamatne stope Centralnih Banaka
Interest rates of Central banks

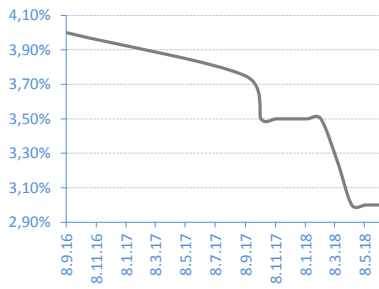
CB	Kamatna stopa/Interest rate
USD	2,50
EUR	0,00
GBP	0,75
CAD	1,75
AUD	1,25
JPY	0,10

* Izvor: Reuters; Objavljeno prethodnog radnog dana



REFERENTNA KAMATNA STOPA NBS / NBS Key Policy Rates

Date	Rate	Change (%)
08.06.18	3,00%	0,00%
10.05.18	3,00%	0,00%
12.04.18	3,00%	-7,69%
14.03.18	3,25%	-7,14%
08.02.18	3,50%	0,00%
11.01.18	3,50%	0,00%
07.12.17	3,50%	0,00%
09.11.17	3,50%	0,00%
09.10.17	3,50%	-6,67%
07.09.17	3,75%	



* Izvor/ Source : NBS

BEONIA

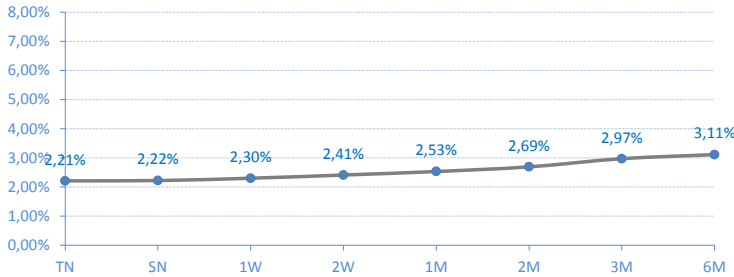
Date	Rate	Change (%)
21.06.19	1,86%	-0,53%
19.06.19	1,87%	0,00%
18.06.19	1,87%	1,63%
17.06.19	1,84%	-0,54%
14.06.19	1,85%	0,00%
13.06.19	1,85%	0,00%
12.06.19	1,85%	0,00%
11.06.19	1,85%	0,00%
10.06.19	1,85%	-0,54%
07.06.19	1,86%	



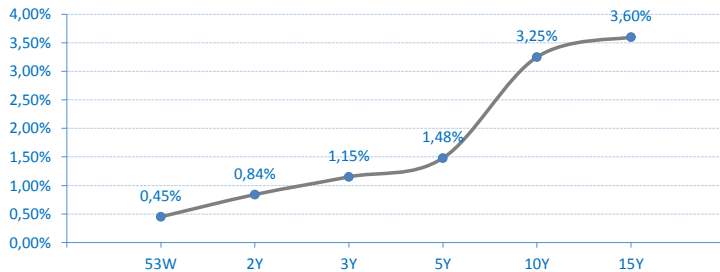
* Izvor/ Source : Reuters; Objavljeno prethodnog radnog dana / Published on previous working day

Kamatne stope/Prinos na tržištu / Market Interest Rates

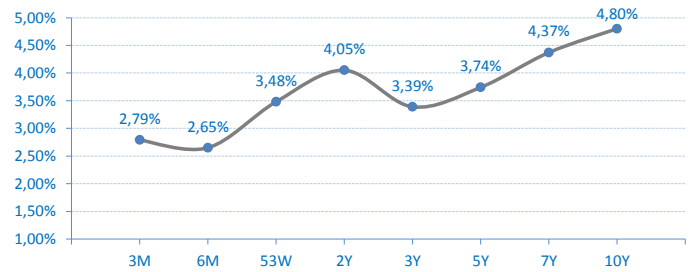
Belibor



Državne HOV Republike Srbije u Evrima - prinosi sa poslednje aukcije
Government bonds (EUR) of Republic of Serbia - yield on last primary auction



Državne HOV Republike Srbije u Dinarima - prinosi sa poslednje aukcije
Government bonds (RSD) of Republic of Serbia - yield on last primary auction



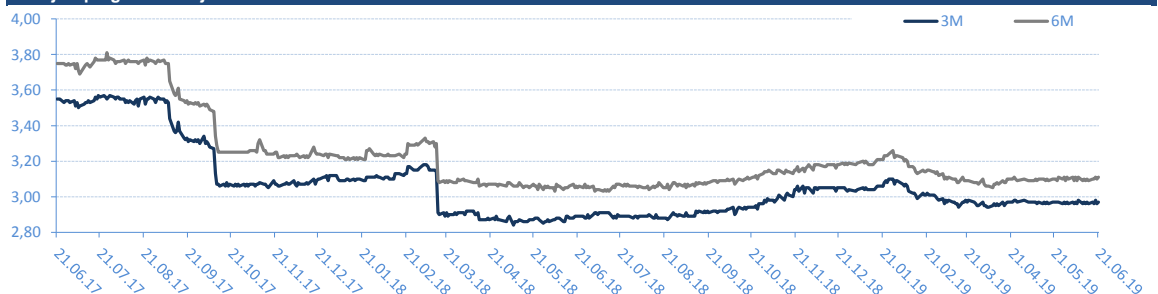
BELIBOR

Trenutne stope / Current rates

TN	2,21%
SN	2,22%
1W	2,30%
2W	2,41%
1M	2,53%
2M	2,69%
3M	2,97%
6M	3,11%

* Izvor/ Source : Reuters; Objavljeno prethodnog radnog dana / Published on previous working day

Istorijski pregled kretanja 6M i 3M Belibor-a / Historical overview of 6M and 3M Belibor rates



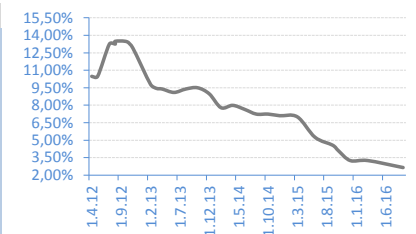
T-BILLS 3M - RSD

Date	Rate	Realisation
14.01.16	2,79%	100,00%
05.11.15	2,94%	100,00%
15.10.15	3,00%	92,18%
06.08.15	4,40%	96,26%
16.07.15	4,79%	98,47%
07.05.15	5,63%	92,92%
16.04.15	6,45%	100,00%
05.02.15	6,95%	45,05%



T-BILLS 6M - RSD

Date	Rate	Realisation
01.09.16	2,65%	23,03%
03.03.16	3,25%	96,46%
03.12.15	3,25%	97,22%
08.10.15	4,09%	100,00%
03.09.15	4,57%	87,90%
04.06.15	5,25%	93,30%
05.03.15	7,00%	21,33%
04.12.14	7,10%	100,00%



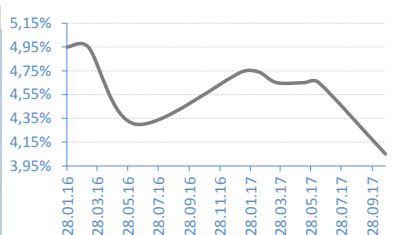
T-BILLS 53W - RSD

Date	Rate	Realisation
06.02.17	3,48%	17,91%
21.12.16	3,49%	32,22%
15.11.16	3,57%	45,64%
28.09.16	3,58%	52,92%
27.07.16	3,59%	49,07%
07.06.16	4,01%	78,06%
15.03.16	4,01%	16,73%
02.02.16	4,09%	63,42%



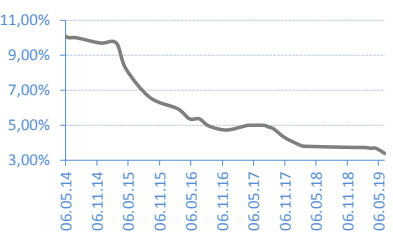
G-BONDS 2Y - RSD

Date	Rate	Realisation
24.10.17	4,05%	116,30%
13.06.17	4,65%	51,56%
16.05.17	4,65%	43,95%
21.03.17	4,65%	100,00%
13.02.17	4,74%	78,80%
10.01.17	4,74%	23,25%
13.06.16	4,30%	95,67%
10.03.16	4,95%	56,41%



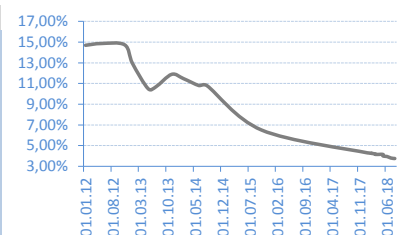
G-BONDS 3Y - RSD

Date	Rate	Realisation
11.06.19	3,39%	62,60%
23.04.19	3,68%	88,70%
19.03.19	3,69%	112,71%
20.02.19	3,73%	120,53%
15.01.19	3,73%	60,94%
28.02.18	3,80%	100,00%
30.01.18	3,88%	34,77%
06.11.17	4,29%	97,97%



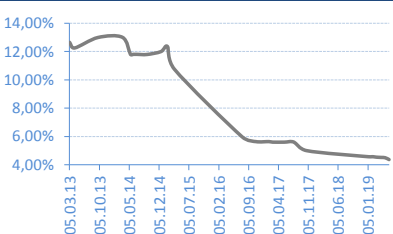
G-BONDS 5Y - RSD

Date	Rate	Realisation
11.09.18	3,74%	98,60%
14.08.18	3,75%	65,62%
17.07.18	3,80%	40,58%
05.06.18	3,95%	35,67%
22.05.18	3,99%	26,18%
08.05.18	4,15%	97,00%
24.04.18	4,15%	52,31%
10.04.18	4,15%	32,63%



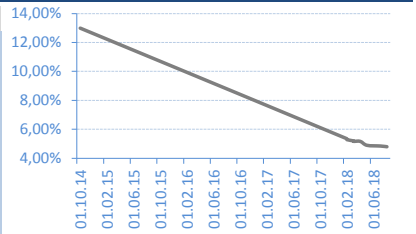
G-BONDS 7Y - RSD

Date	Rate	Realisation
04.06.19	4,37%	267,04%
07.05.19	4,50%	134,27%
10.04.19	4,52%	75,42%
05.03.19	4,54%	58,46%
12.02.19	4,57%	34,68%
30.01.19	4,57%	30,41%
09.01.19	4,57%	52,59%
23.10.17	5,00%	100,00%



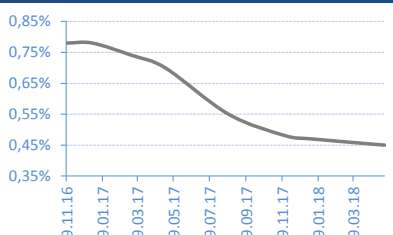
G-BONDS 10Y - RSD

Date	Rate	Realisation
07.08.18	4,80%	26,87%
10.07.18	4,85%	36,97%
15.05.18	4,90%	96,72%
03.04.18	5,17%	26,55%
20.03.18	5,17%	83,61%
06.03.18	5,20%	203,57%



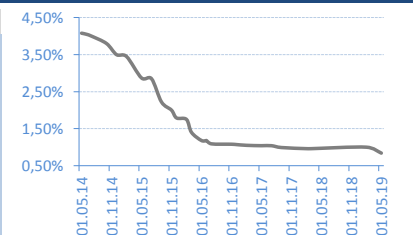
T-BILLS 53W - EUR

Date	Rate	Realisation
21.05.18	0,45%	100,00%
18.01.18	0,47%	98,00%
05.12.17	0,48%	100,00%
30.08.17	0,55%	50,00%
15.05.17	0,70%	91,30%
20.03.17	0,74%	60,00%
12.01.17	0,78%	46,20%
29.11.16	0,78%	100,00%



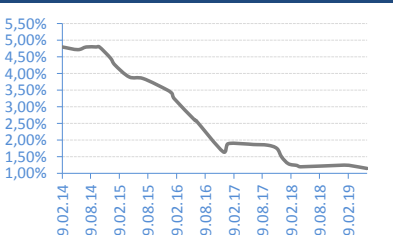
G-BONDS 2Y - EUR

Date	Rate	Realisation
27.05.19	0,84%	148,40%
19.02.19	1,00%	142,00%
22.03.18	0,96%	25,62%
01.02.18	0,96%	52,00%
14.09.17	0,99%	53,60%
12.07.17	1,04%	16,80%
23.05.17	1,04%	99,00%
14.02.17	1,05%	95,35%



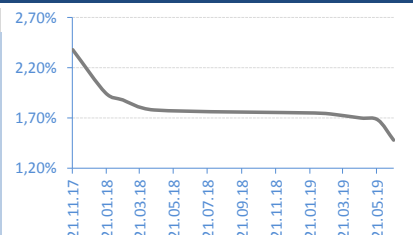
G-BONDS 3Y - EUR

Date	Rate	Realisation
18.06.19	1,15%	59,14%
12.03.19	1,23%	50,04%
23.01.19	1,25%	32,10%
20.04.18	1,20%	35,96%
28.03.18	1,24%	99,29%
02.02.18	1,29%	100,00%
21.12.17	1,49%	100,00%
20.11.17	1,75%	49,70%



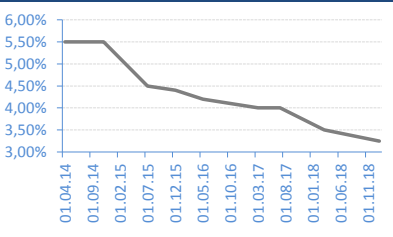
G-BONDS 5Y - EUR

Date	Rate	Realisation
20.06.19	1,48%	47,86%
23.05.19	1,68%	77,32%
22.04.19	1,70%	19,90%
27.02.19	1,74%	37,84%
29.01.19	1,75%	41,25%
16.04.18	1,78%	52,41%
19.02.18	1,88%	79,99%
19.01.18	1,95%	80,28%



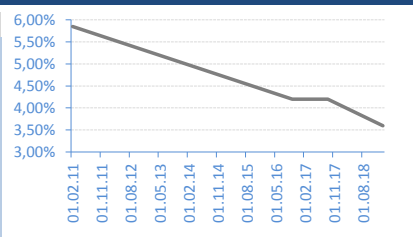
G-BONDS 10Y - EUR

Date	Rate	Realisation
16.01.19	3,25%	139,40%
26.03.18	3,50%	86,85%
13.07.17	4,00%	42,95%
15.03.17	4,00%	65,60%
25.05.16	4,20%	96,00%
04.12.15	4,40%	100,00%
28.07.15	4,50%	76,77%
19.11.14	5,50%	100,00%



G-BONDS 15Y - EUR

Date	Rate	Realisation
06.02.19	3,60%	100,00%
06.09.17	4,20%	70,13%
19.10.16	4,20%	100,00%



AKCIJE / Shares - REGULISANO TRŽIŠTE / REGULATED MARKET

Najtrgovanije HOV / Most Active

	Symbol	Closing price	% Change	Open	Max	Min	No of Trades	Volume	Volume RSD
NIS a.d. Novi Sad	NIIS	689	-0,14%	686	690	686	29	795	547.270
Fintel energija a.d. , Beograd	FINT	552	-0,18%	552	552	552	1	500	276.000
Rimex a.d. Beograd	RMKS	2.640	-12,00%	2.640	2.640	2.640	1	85	224.400
Jedinstvo a.d. Sevojno	JESV	5.454	0,00%	5.454	5.454	5.454	1	20	109.080
Energoprojekt Entel a.d. Beograd	EPEN	14.000	-0,60%	14.000	14.000	14.000	1	6	84.000

Dobitnici / Gainers

	Symbol	Closing price	% Change	Open	Max	Min	No of Trades	Volume	Volume RSD
Jubmes banka a.d. Beograd	JMBN	7.300	17,72%	7.300	7.300	7.300	1	5	36.500

Gubitnici / Decliners

	Symbol	Closing price	% Change	Open	Max	Min	No of Trades	Volume	Volume RSD
Rimex a.d. Beograd	RMKS	2.640	-12,00%	2.640	2.640	2.640	1	85	224.400
Energoprojekt Entel a.d. Beograd	EPEN	14.000	-0,60%	14.000	14.000	14.000	1	6	84.000
Fintel energija a.d. , Beograd	FINT	552	-0,18%	552	552	552	1	500	276.000
NIS a.d. Novi Sad	NIIS	689	-0,14%	686	690	686	29	795	547.270

AKCIJE / SHARES - MTP

Najtrgovanije HOV / Most Active

	Symbol	Closing price	% Change	Bid (Volume)	Ask (Volume)	No of Trades	Volume	Volume RSD
Preduzece za puteve Valjevo a.d. Valjevo	PPVA	1.101	-8,25%	1104	1100	1101	5	205
Pomoravije a.d. Nis	PMNI	950	-50,00%	950	950	950	1	102
PD Zajecar a.d. Zajecar	PDZA	8.000	0,00%	8000	8000	8000	1	30
Gosa montaza a.d. Velika Plana	GMON	2.100	0,00%	2100	2100	2100	1	10
Invest - Import a.d. Beograd	INIM	3.500	0,00%	3500	3500	3500	1	5

Dobitnici / Gainers

	Symbol	Closing price	% Change	Bid (Volume)	Ask (Volume)	No of Trades	Volume	Volume RSD
--	--------	---------------	----------	--------------	--------------	--------------	--------	------------

Gubitnici / Decliners

	Symbol	Closing price	% Change	Bid (Volume)	Ask (Volume)	No of Trades	Volume	Volume RSD
Pomoravije a.d. Nis	PMNI	950	-50,00%	950	950	950	1	102
Preduzece za puteve Valjevo a.d. Valjevo	PPVA	1101	-8,25%	1104	1100	1101	5	205

Kontakt / Contacts:

Srdan Tomašević

srdjan.tomasevic@erstebank.rs

Trgovanje / Trading

011/220 9116

Aleksandar Zarić

aleksandar.zaric@erstebank.rs

Prodaja / Sales

011/220 9198

Aleksandra Parčetić

aleksandra.parcetic@erstebank.rs

Brokersko poslovanje / Brokerage

011/220 9159

Vladimir Vulević

vladimir.vulevic@erstebank.rs

Podrška i Razvoj / Support and Development

011 / 201 50 50

Nenad Đurović

nenad.djurovic@erstebank.rs

Trgovanje / Trading

011/ 220 9115

Dušan Stević

dusan.stevic@erstebank.rs

Prodaja / Sales

011/220 9118

Danijela Stojanović

danijela.stojanovic@erstebank.rs

Prodaja / Sales

011/ 220 9132

Marija Đorđević

marija.djordjevic@erstebank.rs

Brokersko poslovanje / Brokerage

011/220 9110

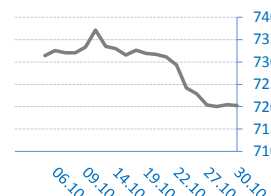
Izveštaj sačinio / Prepared by: Sektor sredstava / Treasury division

Informacije i cene iz ovog pregleda dobijene su iz izvora za koje verujemo da su pouzdani ali ne garantujemo njihovu tačnost i potpunost. Navedene informacije su važeće samo u trenutku njihovog sastavljanja a objavljuju se u čiju opšteg informisanja, pri čemu ne predstavljaju bilo kakav oblik investicionog saveta niti preporuke za investiranje niti na bilo koji način obavezuju Erste Bank ad Novi Sad u pogledu odgovornosti za štetu nastalu upotrebom informacija iz ovog pregleda.

The information and prices in this review are obtained from sources that we believe are reliable, but we do not guarantee their accuracy and completeness. The mentioned information is valid only at the time of their compilation and are published in the general information, whereby they do not represent any form of investment advice or recommendations for investing or in any way obligate Erste Bank ad Novi Sad in respect of liability for damages arising from the use of information referred to in of this review.

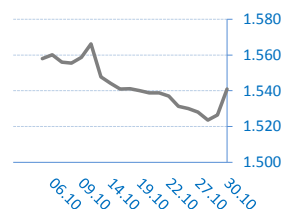
BELEX15

Vrednost / Value	720,27
Promena / Change	-0,21
%	-0,03%



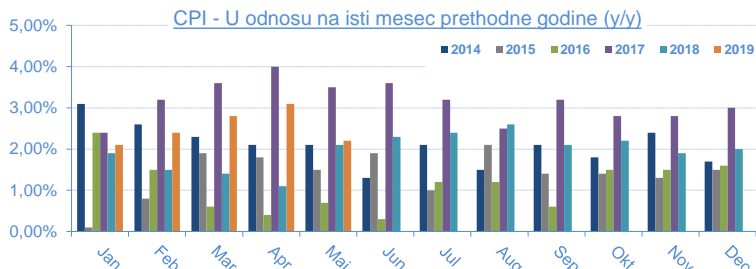
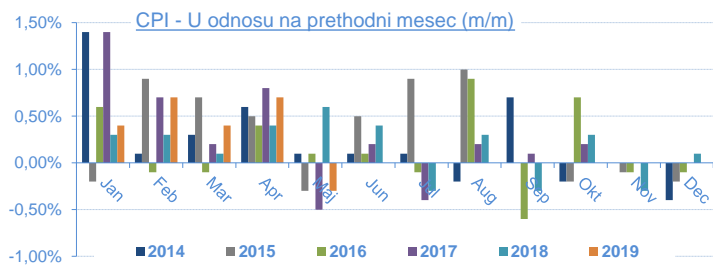
BELEXline

Vrednost / Value	1.540,96
Promena / Change	14,58
%	0,96%



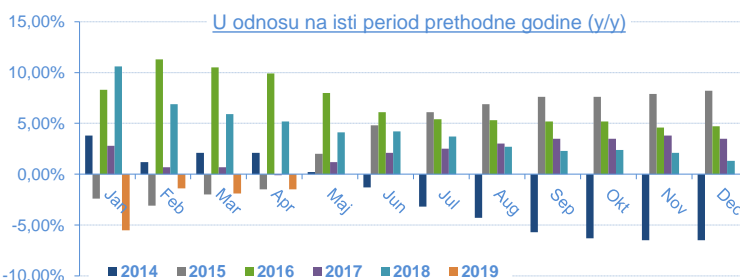
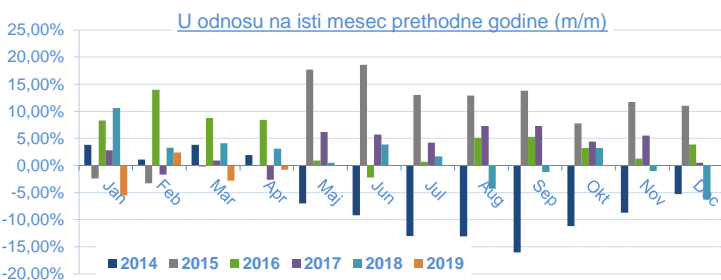
Indeks potrošačkih cena (Consumer Price Index - CPI) / 2018

	Jan	Feb	Mar	Apr	Maj	Jun	Jul	Aug	Sep	Okt	Nov	Dec
U odnosu na prethodni mesec (m/m)	0,40%	0,70%	0,40%	0,70%	-0,30%							
U odnosu na isti mesec 2018. (y/y)	2,10%	2,40%	2,80%	3,10%	2,20%							
U odnosu na decembar 2018.		1,10%	1,50%	2,30%	2,00%							
Datum objavljivanja / Published date	22.02.19	12.03.19	12.04.19	13.05.19	12.06.19							



INDUSTRIJSKA PROIZVODNJA / Industrial production / 2019

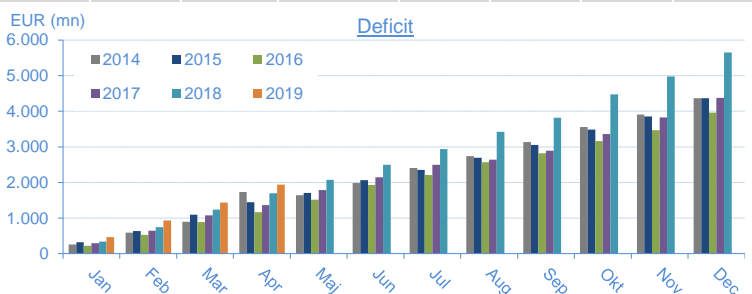
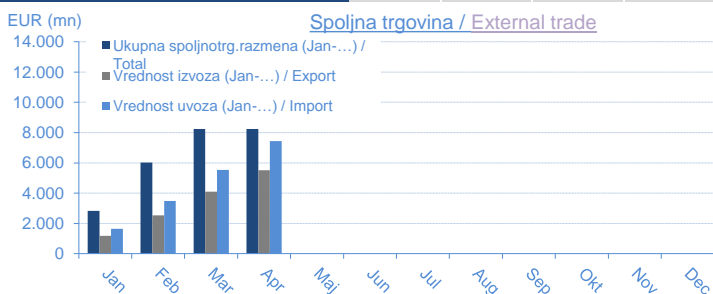
	Jan	Feb	Mar	Apr	Maj	Jun	Jul	Aug	Sep	Okt	Nov	Dec
U odnosu na isti mesec 2018 (m/m)	-5,50%	2,40%	-2,80%	-0,80%								
U odnosu na isti period 2018 (jan-...) (y/y)	-5,50%	-1,40%	-1,90%	-1,50%								
U odnosu na prosek 2018	-12,20%	-7,40%	2,30%	-4,40%								
Datum objavljivanja / Published date	28.02.19	29.03.19	30.04.19	31.05.19								



SPOLJNOTRGOVINSKA ROBNA RAZMENA / External Trade / 2019

* u eur mln

Mesec/Month	Jan	Feb	Mar	Apr	Maj	Jun	Jul	Aug	Sep	Okt	Nov	Dec
Ukupna spoljnotrg.razmena (Jan-...) / Total	2.840,40	6.015,80	9.626,40	12.958,60								
Promena / Yearly change	7,80%	9,80%	8,10%	8,30%								
Vrednost izvoza (Jan-...) / Export	1.186,90	2.539,90	4.092,80	5.510,50								
Promena / Yearly change	3,00%	7,10%	6,90%	7,30%								
Vrednost uvoza (Jan-...) / Import	1.653,50	3.475,90	5.533,60	7.448,10								
Promena / Yearly change	11,50%	11,70%	9,00%	9,00%								
Deficit (jan-...)	466,70	936,00	1.440,80	1.937,70								
Promena / Yearly change	40,90%	26,50%	15,60%	14,20%								
Pokrivenost uvoza izvozom (Export/Import ratio)	71,80%	73,10%	74,00%	74,00%								
Datum objavljivanja / Published date	12.03.19	29.03.19	30.04.19	31.05.19								



BUDŽETSKI BALANS / Budget balance

* u rsd mln

Budžetski balans u 2018.	32.183,97
January 2019	23.620,61
February 2019	-1.429,81
March 2019	-6.363,12
April 2019	-10.322,94
May 2019	
June 2019	
July 2019	
August 2019	
September 2019	
October 2019	
November 2019	
December 2019	
Budžetski balans u 2019. / Total 2019	5.504,74
Planirani deficit u 2019. / Planned	-3.344,12
Ostvarenje plana / Realisation	
Datum ažuriranja / Published date	04.06.19

